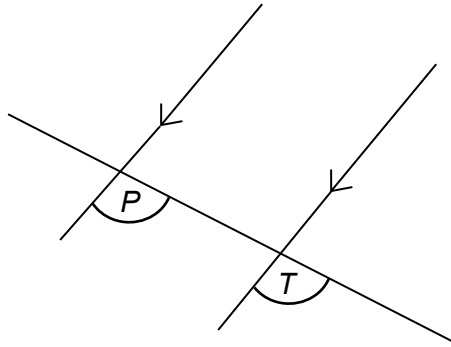


Foundation Check In – 8.03 Angles

1. Calculate the exterior angle of a regular 20-sided polygon.
- 2.



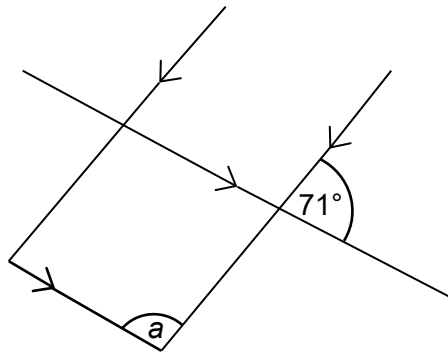
Not to scale

Circle the correct word to complete the statement below.

Alternate Corresponding Parallel Intersecting Opposite

Angles P and T are _____ angles.

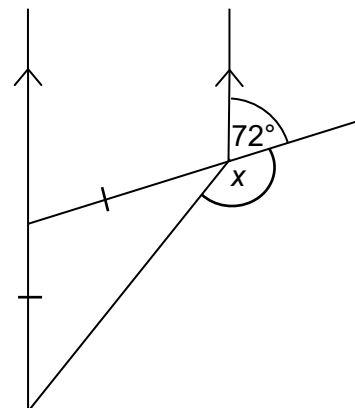
3. Calculate the size of angle a .



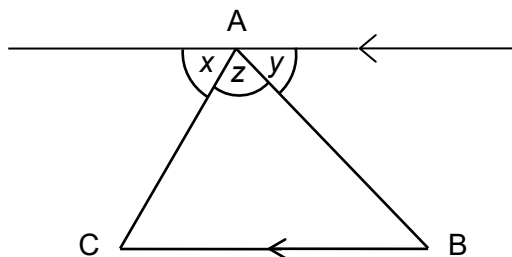
Not to scale

4. Work out the size of an interior angle of a regular 12-sided polygon.
5. Calculate the size of angle x .

Not to scale

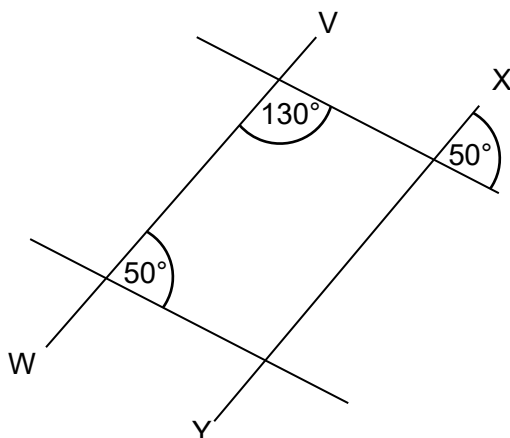


6. Prove that the angles in triangle ABC sum to 180° .



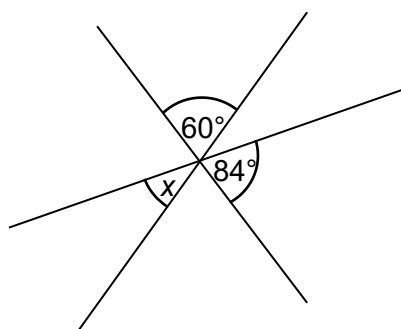
Not to scale

7. Jane says, "The lines VW and XY are parallel". Is she right? Explain how you decide.



Not to scale

8. Explain why angle x is 36° .

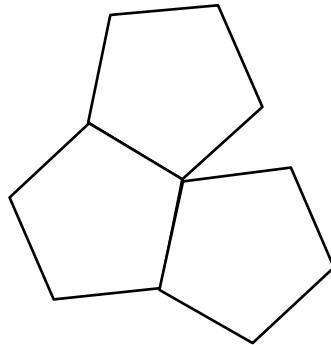


Not to scale

9. A computer programme is being used to draw regular polygons. The initial instruction for the first shape is "forward 3 cm then right 20° ". How many times does this instruction have to be repeated to complete the polygon and what is the sum of its interior angles?

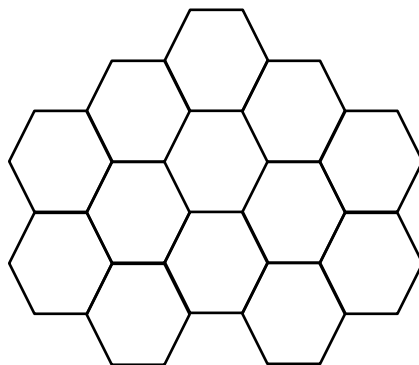


10. Terri has started making a tessellation using regular polygons. Work out what other shape will need to be used in the tessellation and state the size of its angles.



Extension

- a) How many regular polygons have interior angles which are a whole number of degrees?
- b) This is a tessellation of regular hexagons. Investigate which regular polygons tessellate, and which do not, giving reasons.



Answers

1. 18°
2. Corresponding
3. 109°
4. 150°
5. 144°
6. Angle C = x° (alternate angles)
Angle B = y° (alternate angles)
So the angles in triangle ABC sum to $x + y + z = 180^\circ$ (angles on a straight line)
7. Yes, with any correct argument. Angles may be marked on diagram but there must be some explanation given.
8. Angle opposite x is 36° (angles on a straight line). Angle x is 36° (opposite angles).
9. 18 times and 2880°
10. Rhombus, opposite angles 36° and 144°

Extension

- a) There are 22: 3, 4, 5, 6, 8, 9, 10, 12, 15, 18, 20, 24, 30, 36, 40, 45, 60, 72, 90, 120, 180, 360.

For integer interior angles to exist, the number of sides must be a factor of 360 (so that the exterior angles are integer). Factors can be found by listing factor pairs or by prime factorisation. Ignore 1 and 2 since a polygon has 3 or more sides.

- b) Equilateral triangles (60°), squares (90°) and hexagons (120°) tessellate, all others don't. The interior angle must be a factor of 360° to fit together. So, for example, pentagons (108°) and octagons (135°) do not tessellate as neither 108 nor 135 are factors of 360.

We'd like to know your view on the resources we produce. By clicking on '[Like](#)' or '[Dislike](#)' you can help us to ensure that our resources work for you. When the email template pops up please add additional comments if you wish and then just click 'Send'. Thank you.

If you do not currently offer this OCR qualification but would like to do so, please complete the Expression of Interest Form which can be found here: www.ocr.org.uk/expression-of-interest

OCR Resources: *the small print*

OCR's **resources** are provided to support the teaching of OCR specifications, but in no way constitute an endorsed teaching method that is required by the Board, and the decision to use them lies with the individual teacher. Whilst every effort is made to ensure the accuracy of the content, OCR cannot be held responsible for any errors or omissions within these resources.

© OCR 2016 - This resource may be freely copied and distributed, as long as the OCR logo and this message remain intact and OCR is acknowledged as the originator of this work.

OCR acknowledges the use of the following content: n/a

Please get in touch if you want to discuss the accessibility of resources we offer to support delivery of our qualifications: resources.feedback@ocr.org.uk



Assessment Objective	Qu.	Topic	R	A	G
AO1	1	Know and use the sum of the exterior angles of a polygon is 360°			
AO1	2	Know that corresponding angles on parallel lines are equal			
AO1	3	Apply angle properties to find angles in a rectilinear figure			
AO1	4	Find the interior angle of a regular polygon			
AO1	5	Apply angle properties to find angles in a rectilinear figure			
AO2	6	Justify results in a simple proof using angle properties			
AO2	7	Apply angle properties for intersecting and parallel lines			
AO2	8	Apply angle properties about a point			
AO3	9	Solve a polygon problem using angle properties			
AO3	10	Solve a polygon problem using angle properties			

Assessment Objective	Qu.	Topic	R	A	G
AO1	1	Know and use the sum of the exterior angles of a polygon is 360°			
AO1	2	Know that corresponding angles on parallel lines are equal			
AO1	3	Apply angle properties to find angles in a rectilinear figure			
AO1	4	Find the interior angle of a regular polygon			
AO1	5	Apply angle properties to find angles in a rectilinear figure			
AO2	6	Justify results in a simple proof using angle properties			
AO2	7	Apply angle properties for intersecting and parallel lines			
AO2	8	Apply angle properties about a point			
AO3	9	Solve a polygon problem using angle properties			
AO3	10	Solve a polygon problem using angle properties			

Assessment Objective	Qu.	Topic	R	A	G
AO1	1	Know and use the sum of the exterior angles of a polygon is 360°			
AO1	2	Know that corresponding angles on parallel lines are equal			
AO1	3	Apply angle properties to find angles in a rectilinear figure			
AO1	4	Find the interior angle of a regular polygon			
AO1	5	Apply angle properties to find angles in a rectilinear figure			
AO2	6	Justify results in a simple proof using angle properties			
AO2	7	Apply angle properties for intersecting and parallel lines			
AO2	8	Apply angle properties about a point			
AO3	9	Solve a polygon problem using angle properties			
AO3	10	Solve a polygon problem using angle properties			

Assessment Objective	Qu.	Topic	R	A	G
AO1	1	Know and use the sum of the exterior angles of a polygon is 360°			
AO1	2	Know that corresponding angles on parallel lines are equal			
AO1	3	Apply angle properties to find angles in a rectilinear figure			
AO1	4	Find the interior angle of a regular polygon			
AO1	5	Apply angle properties to find angles in a rectilinear figure			
AO2	6	Justify results in a simple proof using angle properties			
AO2	7	Apply angle properties for intersecting and parallel lines			
AO2	8	Apply angle properties about a point			
AO3	9	Solve a polygon problem using angle properties			
AO3	10	Solve a polygon problem using angle properties			

